



Simple steps for controlling the white pine weevil

Adults can live and lay eggs for 3 to 4 years.

Norway spruce plantations 3 to 12 years old must be inspected annually.

By destroying the infested terminal shoots, you can wipe out the current year's weevil generation.

1 When should the infested leaders be pruned?

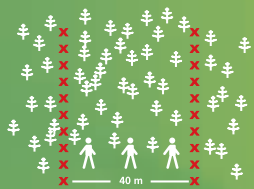
When wild raspberries are starting to ripen.



Photograph Collection, PFG, University of Alberta

2 Inspection

Walk between the rows of trees in a systematic pattern, checking carefully.



If there are no rows, use a compass to map out 10-, 30- or 40-metre corridors, depending on whether 1, 2 or 3 people are conducting the inspection.



3 Pruning


Cut above the first whorl and leave the lateral branches intact.



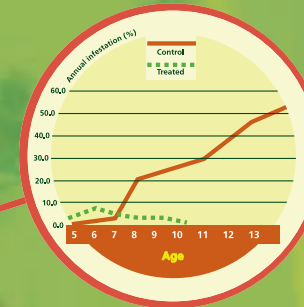
Next year, remove one of the two laterals if they are in competition.

4 Disposal

To save space in the pail and bag, remove the twigs from the leaders and the base of the uninfested leaders.



Promptly burn the leaders before the new adults emerge.



Worker productivity
at 1% infestation level = 0.5 hectare/hour/person

5 Results

Take action every year to **minimize** the number of affected trees (**green line**).

In control plantations (**red line**), the number of affected trees **increases** annually.

Recommendations

Take action **promptly every year**.

Re-visit the plantation after two weeks and follow the same procedures.

Use **good pruning shears**.

These guidelines also **apply** to **other tree species** susceptible to white pine weevil attack.

www.cfl.cfs.nrcan.gc.ca